

OCR

Oxford Cambridge and RSA

F

Friday 14 June 2019 – Morning

GCSE (9–1) Physics A (Gateway Science)

J249/02 Paper 2 (Foundation Tier)

Time allowed: 1 hour 45 minutes



You must have:

- a ruler (cm/mm)
- the Data Sheet (for GCSE Physics A (inserted))

You may use:

- a scientific or graphical calculator
- an HB pencil



Please write clearly in black ink. **Do not write in the barcodes.**

Centre number

--	--	--	--	--

Candidate number

--	--	--	--

First name(s)

Last name

INSTRUCTIONS

- The data sheet will be found inside this document.
- Use black ink. You may use an HB pencil for graphs and diagrams.
- Answer **all** the questions.
- Where appropriate, your answers should be supported with working. Marks may be given for a correct method even if the answer is incorrect.
- Write your answer to each question in the space provided. If additional space is required, use the lined page(s) at the end of this booklet. The question number(s) must be clearly shown.

INFORMATION

- The total mark for this paper is **90**.
- The marks for each question are shown in brackets [].
- Quality of extended responses will be assessed in questions marked with an asterisk (*).
- This document consists of **32** pages.

2
SECTION A

You should spend a maximum of 30 minutes on this section.

Answer **all** the questions.

Write your answer to each question in the box provided.

1 Which statement describes the domestic electricity supply in the UK?

- A** 50 V a.c. at 230 Hz
- B** 50 V d.c. at 230 Hz
- C** 230 V a.c. at 50 Hz
- D** 230 V d.c. at 50 Hz

Your answer

[1]

2 A teacher measures the speed of water waves in a ripple tank.

What apparatus should she use?

- A** Ammeter and stopwatch
- B** Newton-meter and ruler
- C** Ruler and protractor
- D** Ruler and stopwatch

Your answer

[1]

3 What type of wave is light?

- A** A longitudinal electromagnetic wave
- B** A longitudinal P wave
- C** A transverse S wave
- D** A transverse electromagnetic wave

Your answer

[1]

3

- 4 Which statement is **true** for electromagnetic waves?
- A High frequency electromagnetic waves have a long wavelength.
 - B High frequency electromagnetic waves have no wavelength.
 - C Low frequency electromagnetic waves have a long wavelength.
 - D Low frequency electromagnetic waves have a short wavelength.

Your answer

[1]

- 5 A boiler has an input energy of 720 kJ from the gas it burns.
It transfers 540 kJ of useful energy to the home.

What is the efficiency of the boiler?

Use the equation: $\text{efficiency} = \text{useful output energy transfer} \div \text{total input energy transfer}$

- A 0.12
- B 0.75
- C 0.90
- D 1.33

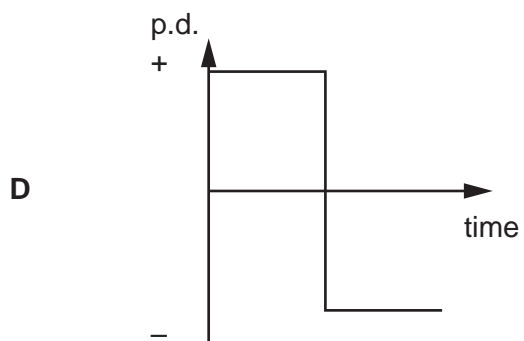
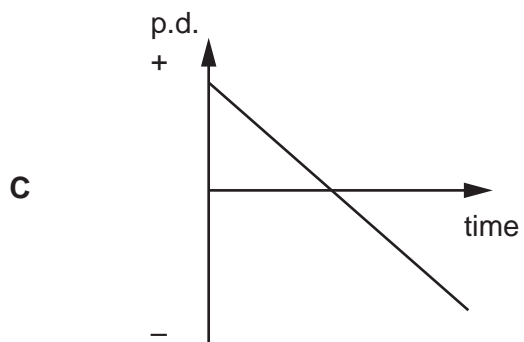
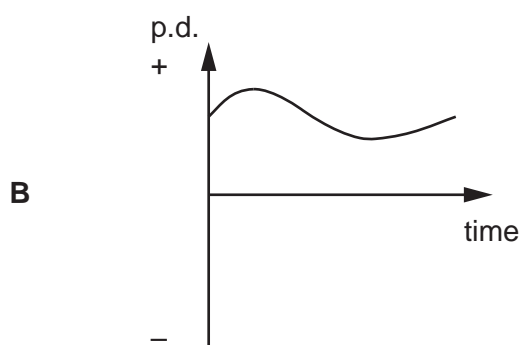
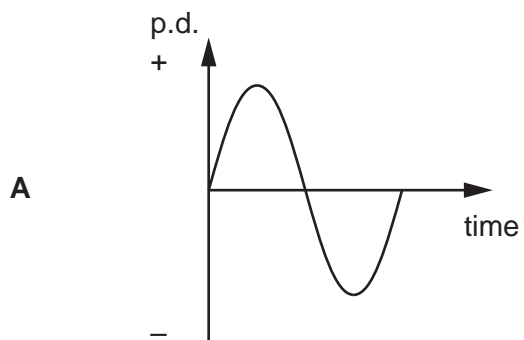
Your answer

[1]

4

6 Here are some graphs for the potential difference (p.d.) of four electrical supplies.

Which graph shows a direct voltage?



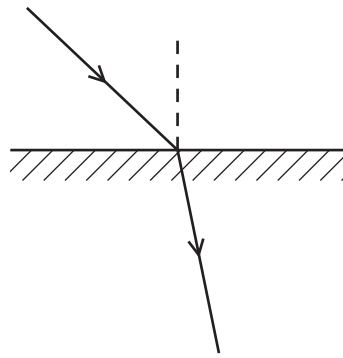
Your answer

[1]

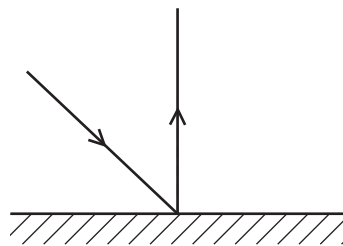
5

7 Which diagram shows reflection of a light ray using a plane mirror?

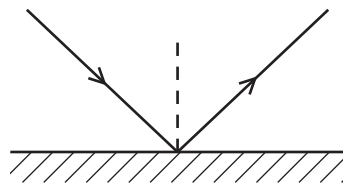
A



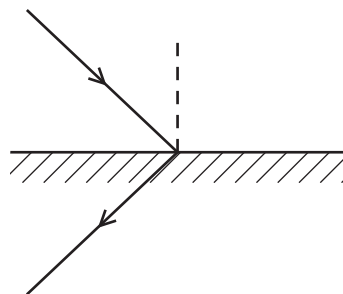
B



C



D



Your answer

[1]

6

8 Which row in the table is correct?

	Electromagnetic wave	Use
A	Radio	Killing bacteria
B	Microwaves	Mobile phones
C	X-rays	Optical fibres
D	Gamma rays	Tanning beds

Your answer

[1]

9 A runner has a mass of 80 kg and moves at a speed of 5 m/s.

Calculate the kinetic energy of the runner.

Use the equation: kinetic energy = $0.5 \times \text{mass} \times (\text{speed})^2$

A 200 J

B 1000 J

C 2000 J

D 40000 J

Your answer

[1]

10 Which row in the table correctly describes how the national grid transfers electrical energy efficiently?

	Voltage	Current	Reason
A	High	High	To increase heating in wires.
B	High	Low	To reduce heating in wires.
C	Low	High	To reduce heating in wires.
D	Low	Low	To reduce heating in wires.

Your answer

[1]

- 11 The acceleration of a car is 2 m/s^2 . The mass of the car is 1000 kg.

Calculate the resultant force on the car.

- A 20 N
 B 200 N
 C 2000 N
 D 20000 N

Your answer

[1]

- 12 Which radioactive decay equation is correct?

- A ${}^{14}_6\text{C} \rightarrow {}^{10}_4\text{Be} + {}^0_{-1}\text{e}$
 B ${}^{14}_6\text{C} \rightarrow {}^{10}_4\text{Be} + {}^0_0\gamma$
 C ${}^{14}_6\text{C} \rightarrow {}^{14}_7\text{N} + {}^4_2\text{He}$
 D ${}^{14}_6\text{C} \rightarrow {}^{14}_7\text{N} + {}^0_{-1}\text{e}$

Your answer

[1]

- 13 The table shows the current and potential difference (p.d.) for four different transformers.

Which row shows the correct data for a **step-up** transformer?

	Primary coil		Secondary coil	
	p.d. (V)	Current (A)	p.d. (V)	Current (A)
A	6	4	12	2
B	12	2	3	8
C	12	2	12	2
D	12	2	24	1.5

Your answer

[1]

8

- 14 A sound wave travels in air and enters water.

What happens to the sound wave as it enters the water?

	Speed	Frequency	Wavelength
A	decreases	decreases	decreases
B	decreases	stays the same	decreases
C	increases	increases	increases
D	increases	stays the same	increases

Your answer

[1]

- 15 An electromagnetic wave transfers energy.

Which row in the table is correct?

	Electromagnetic wave	Energy transfer
A	Infra-red	From a heating element of a toaster to the bread inside
B	Radio	From a radio to a transmitter
C	Gamma rays	From a high voltage supply to heating water in food
D	X-rays	From bones in the body to an X-ray machine

Your answer

[1]

BLANK PAGE

PLEASE DO NOT WRITE ON THIS PAGE

10
SECTION B

Answer **all** the questions.

- 16** A student investigates how the thickness of insulation affects the cooling of a cup of tea.

Fig. 16.1 is a diagram of her apparatus.

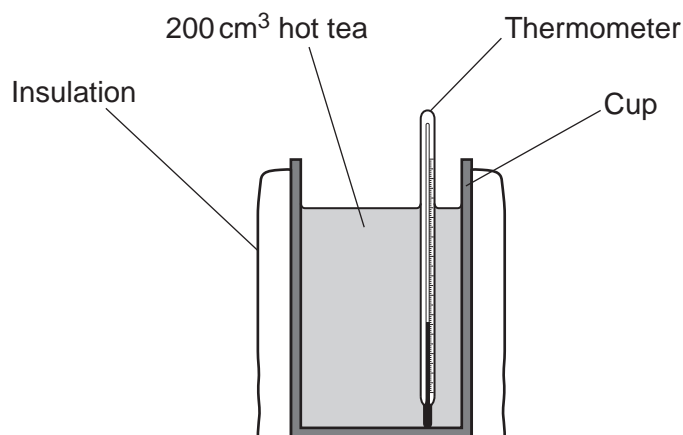


Fig. 16.1

The student wraps a layer of insulation around a cup containing 200 cm³ of hot tea.

She measures the temperature of the tea at the start of the experiment and after 10 minutes.

She repeats the experiment with different thicknesses of the insulation.

Table 16.1 shows her results.

Thickness of the insulation (mm)	Temperature of tea (°C)		
	Start	End	Difference
2	90	65	25
4	88	66	22
6	91	72	19
8	89	73	16
10	98	84	14
12	100	60	

Table 16.1

- (a) (i)** Calculate the temperature **difference** when the thickness of insulation is 12 mm.

Temperature difference =°C [1]

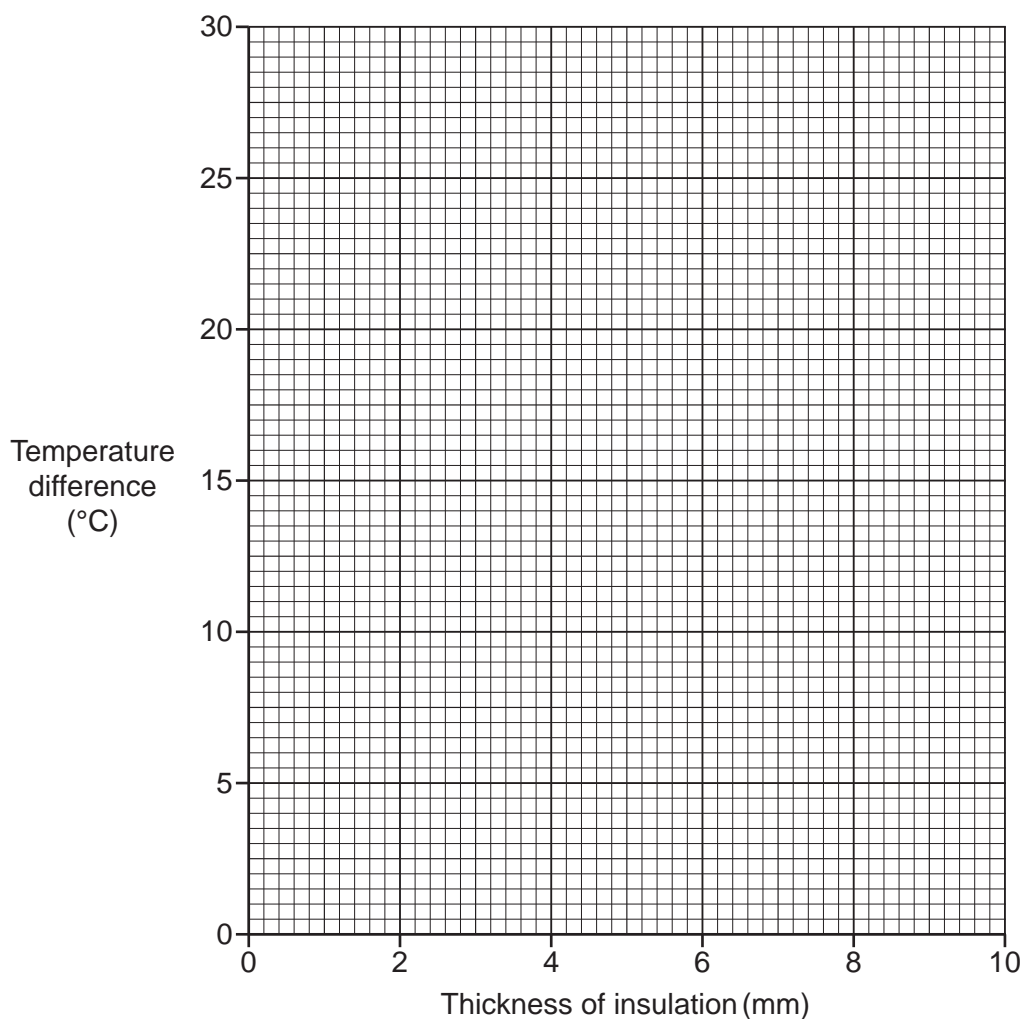
(ii) The result when the thickness of the insulation is 12 mm is anomalous.

Suggest a reason why this result appears to be anomalous.

.....
 [1]

(b) Plot a graph of the results in **Table 16.1** and draw a line of best fit.

Ignore the anomalous result for 12 mm.



[2]

(c) Describe how the temperature difference is affected as the thickness of the insulation increases.

.....
 [1]

(d) Suggest how the thickness of the insulation affects the rate of cooling of the tea.

.....
 [1]

(e) This experiment could be improved.

Describe two **different** ways of improving the experiment.

1

.....

2

.....

[2]


13
BLANK PAGE

PLEASE DO NOT WRITE ON THIS PAGE

14

17 A student wants to investigate how a ball bounces.

He drops the ball from different heights and measures the bounce height each time.



He calculates the ratio bounce height / drop height.

The table shows his results.

Drop height (cm)	Bounce height (cm)	Bounce height / drop height
100	70	0.70
80	64	0.80
60	54	0.90
40	40	1.00
20		

(a) The student predicts the ratio bounce height / drop height to be 1:1 when the drop height is 20 cm.

(i) Suggest why he has made this prediction.

.....
 [1]

(ii) Use ideas about energy to explain why this prediction cannot be correct.

.....
 [1]

15

(b) Suggest **two** improvements to his experiment.

1

.....

.....

2

.....

.....

[2]

(c) The mass of the ball is 60 grams.

(i) Calculate the mass of the ball in kg.

Mass = kg [1]

(ii) Calculate the potential energy of the ball when it is 0.80 m above the ground.

Use your answer to (c)(i) and the equation:

potential energy = mass \times height \times gravitational field strength

Gravitational field strength = 10 N/kg

Potential energy = J [2]

18 (a) Lenses can be used to help people see clearly.

Fig. 18.1 is a diagram of a convex lens.




Fig. 18.1

(i) A student models the lens using two glass **prisms** and a glass **block**.

Complete the ray diagram Fig. 18.2 to show how light rays travel through the model lens (glass prism and glass block).

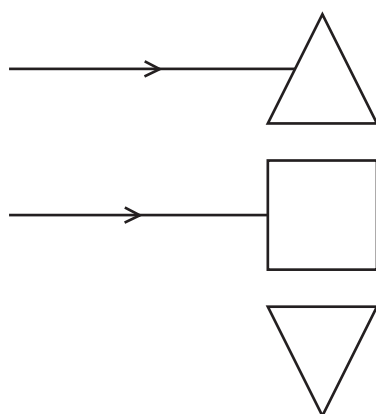


Fig. 18.2

[2]

(ii) Explain how a convex lens can correct long-sighted vision.

Use the model in Fig. 18.2 to help you.

.....

.....

.....

..... [2]

(b) A student looks at coloured paper in different coloured light.

Fig. 18.3 is a diagram of her experiment.

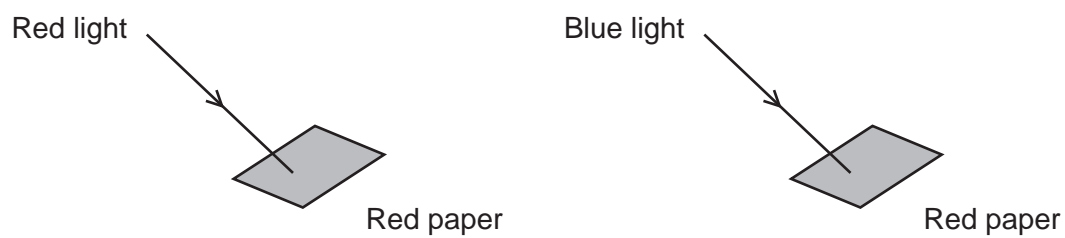


Fig. 18.3

She looks at red paper with red light. The paper appears red.

What colour does the red paper appear in blue light?

Explain your answer.

.....

.....

..... [2]

18

19 A student looks at two identical metal spoons, **A** and **B**.

Spoon **A** was placed in hot water at 70°C.

Spoon **B** is at 20°C.

(a) Which spoon emits the most radiation?

Tick (✓) **one** box.

Spoon **A**

Spoon **B**

Explain your answer.

.....
..... [1]

(b) Explain why both spoons look identical to the student, even though they are at different temperatures.

.....
.....
..... [1]

19
BLANK PAGE

PLEASE DO NOT WRITE ON THIS PAGE

20 (a) Fig. 20.1 is a graph of a wave.

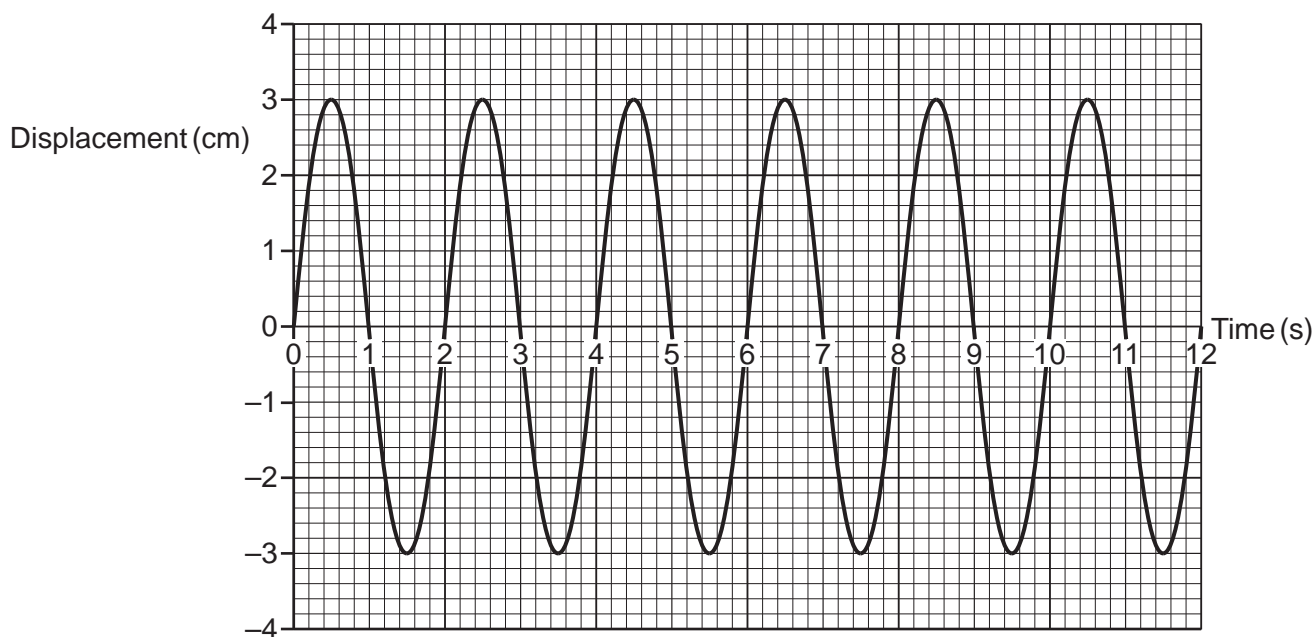


Fig. 20.1

(i) Use the graph in Fig. 20.1 to work out the time period of the wave.

Time period of the wave = s [1]

(ii) Use the graph in Fig. 20.1 to work out the amplitude of the wave.

Amplitude = cm [1]

(iii) The frequency of the wave in Fig. 20.1 is 0.5 Hz.

What is meant by the term **frequency**?

.....
 [1]

(b) A water wave has a frequency of 0.25 Hz and a wavelength of 6.0 m.

Calculate the speed of the wave.

Speed of the wave = m/s [3]

(c) Surface water waves can be modelled using a slinky spring.

A student holds one end of the spring on a table. The other end is fixed to a wall.

Fig. 20.2 shows the spring viewed from above the table.

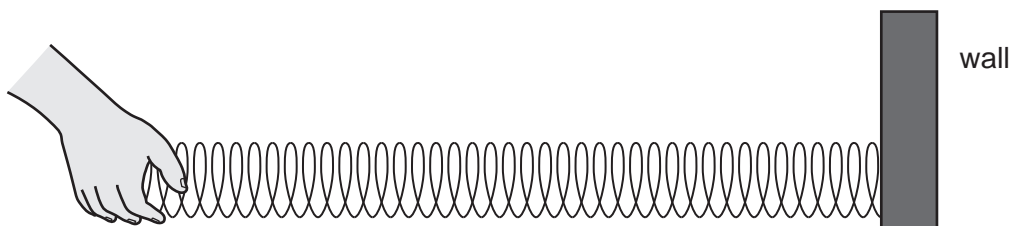


Fig. 20.2

(i) Draw two arrows **on the diagram** in Fig. 20.2 to show the movement of the student's hand when he makes a transverse wave. [1]

(ii) Describe what happens to the transverse wave at the wall.

.....

.....

..... [1]

(iii) In Fig. 20.3 the student stops moving his hand.

This is what the coils in the spring look like after a short time:

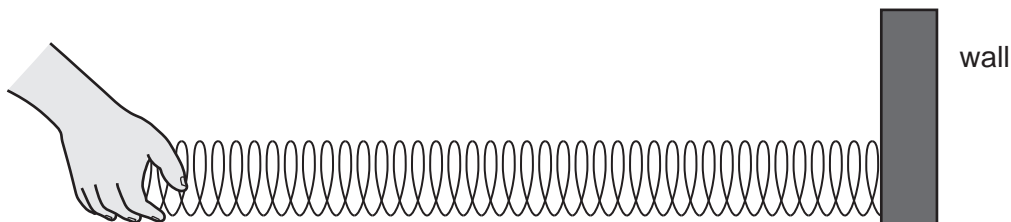


Fig. 20.3

This model of a water wave shows that the wave travels **not** the water.

Explain why.

.....

.....

..... [1]

22 Atoms can absorb and emit electromagnetic radiation.

(a) Describe **two** possible effects on an electron in an atom when it absorbs electromagnetic radiation.

1

.....

2

.....

[2]

(b) Alpha radiation is **not** emitted in the processes in part (a).

Explain why.

.....

.....

..... [2]

24

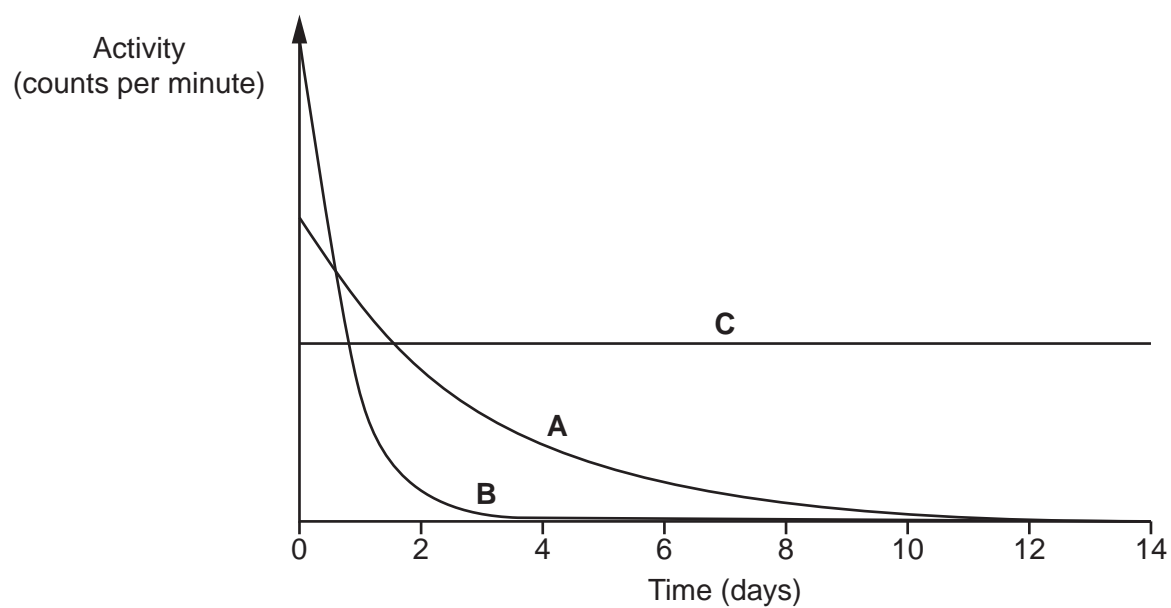
23 (a) A radioactive isotope has a half-life of 6 hours.

50g of the isotope are put in a container.

What mass of the isotope is left after 6 hours?

Mass = g [1]

(b) This is a graph showing the radiation emitted from samples of three different isotopes **A**, **B** and **C**.



(i) Which isotope, **A**, **B** or **C**, takes the longest time to decay? [1]

Tick (✓) **one** box.

A

B

C

25

(ii) Two scientists discuss the isotopes in the graph.

Scientist 1	Scientist 2
'I think isotope A is more hazardous than B .	'I think isotope B is more hazardous than A .
A has a higher activity than B .'	B has a longer half-life than A .'

Do you agree with the views of scientist 1 and scientist 2?

Use the graph and ideas about radioactivity and half-life to explain your answer.

Scientist 1

.....

.....

.....

Scientist 2

.....

.....

.....

[4]

(iii) **Scientist 1** wants to identify the type of radiation emitted by isotope **A**.

This is a list of equipment **Scientist 1** has in his laboratory:

- radiation detector
- piece of thick lead
- piece of cardboard
- piece of aluminium.

Describe how **Scientist 1** does the experiment and explain how they can work out the type of radiation emitted.

You may include a diagram in your answer.

.....

.....

.....

.....

.....

.....

.....

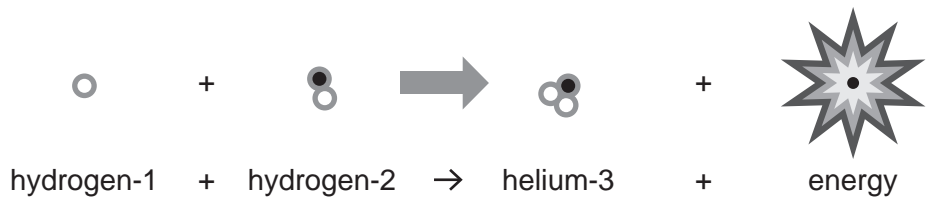
.....

.....

.....

..... [4]

(c) This is a diagram to show a nuclear fusion reaction:



(i) Explain why this is nuclear fusion.

.....
 [1]

(ii) It is difficult for nuclear fusion reactions to occur on Earth.

Explain why nuclear fusion reactions occur in the Sun.

.....

 [2]

(iii) What will happen to our Sun when it runs out of hydrogen?

.....
 [1]

(d) Some scientists say nuclear fission is renewable. Other scientists say it is non-renewable.

Suggest why the scientists disagree.

.....

 [1]

28

BLANK PAGE

PLEASE DO NOT WRITE ON THIS PAGE

29

24 (a) A TV has a power rating of 0.2kW.

Calculate the energy transferred, in kWh, if the TV is switched on for 4 hours.

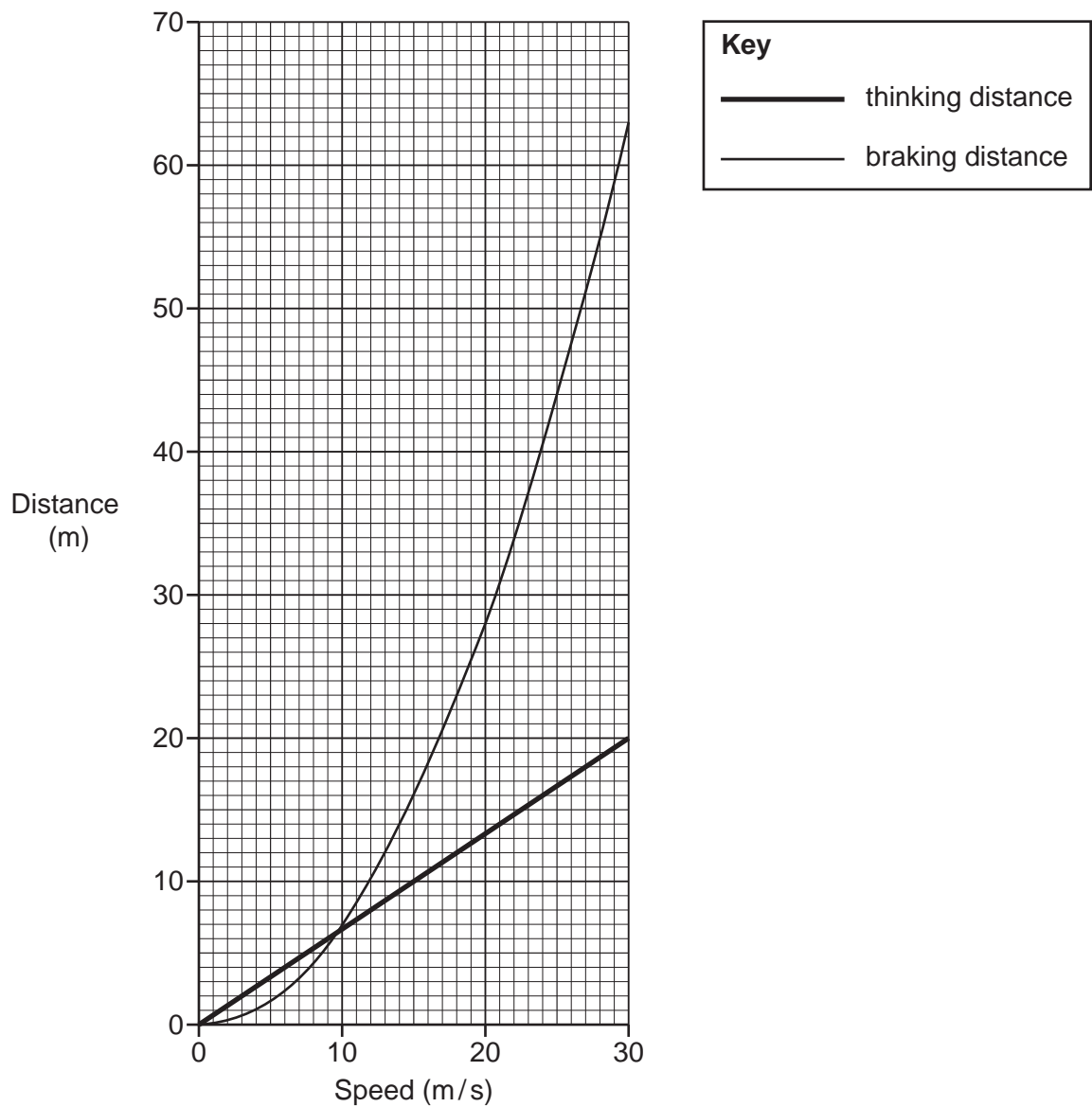
Energy transferred = kWh [3]

(b) A different TV works with a 12.0V battery. It has a current of 3.19A.

Calculate the power rating of the TV.

Power = W [3]

25 The graph shows thinking and braking distances for a car at different speeds.



(a) Describe how **thinking distance** varies with increasing speed.

Use data from the graph in your answer.

.....

.....

.....

..... [2]

31

- (b) (i) Use the graph to find the **thinking distance** at 24 m/s.

Thinking distance = m [1]

- (ii) Calculate the **thinking time** at 24 m/s.

Use your answer to (b)(i) and the equation: distance travelled = speed \times time

Give your answer to **2** decimal places.

Thinking time = s [3]

- (c) (i) State **one** factor that could **increase** thinking distance.

..... [1]

- (ii) Calculate the **stopping distance** at 15 m/s.

Use the graph to help you.

Stopping distance = m [2]

- (d) How does the speed affect the **kinetic energy** and **braking distance** of the car?

Use the graph in your answer.

.....

 [3]

END OF QUESTION PAPER

